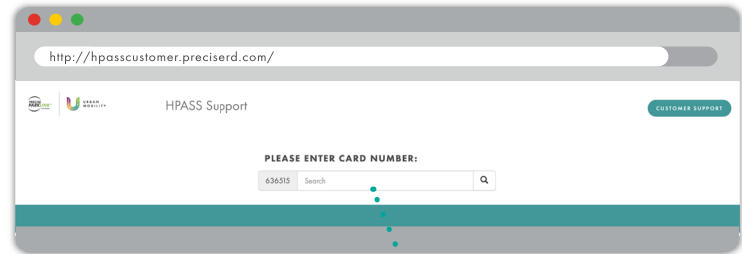


# HOW TO TRACK YOUR HPASS USAGE

## STEP 1


Visit: <http://hpasscustomer.preciserd.com/>



## STEP 2

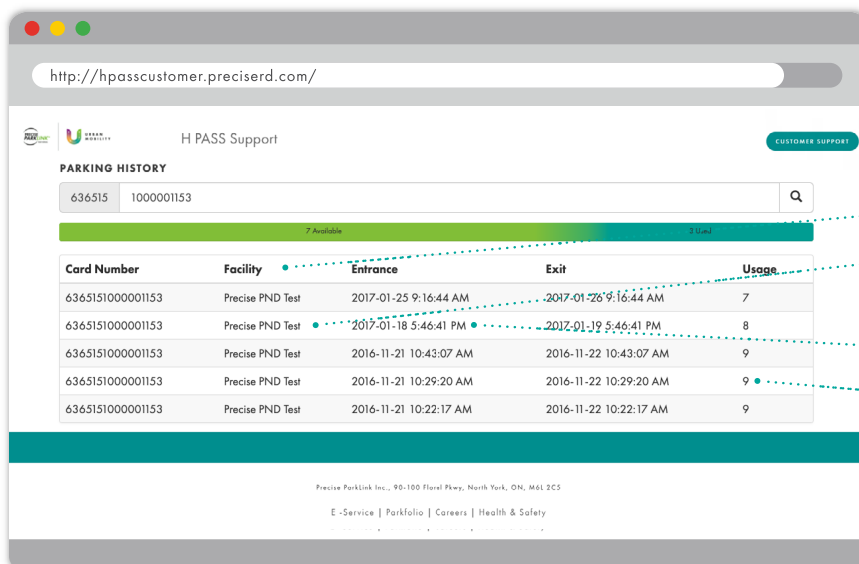
Enter the last 10 digits of your HPASS card into the search bar. (These digits are located on the back of your HPASS card).

Press "Search".



## STEP 3

The green bar will indicate how many more days you have available for use, and the teal bar will indicate how usages have already been consumed.



On the Parking History page you can also track the following details regarding your HPASS usage:

- Location it was used at
- Exact Parking lot Entrance and Exit it was used at
- Specific dates and times it was used
- The total amount of usages that were available on the card on the dates it was used

